

COTES ULTRADRY 2-STAGE DEHUMIDIFIERS

DATASHEET

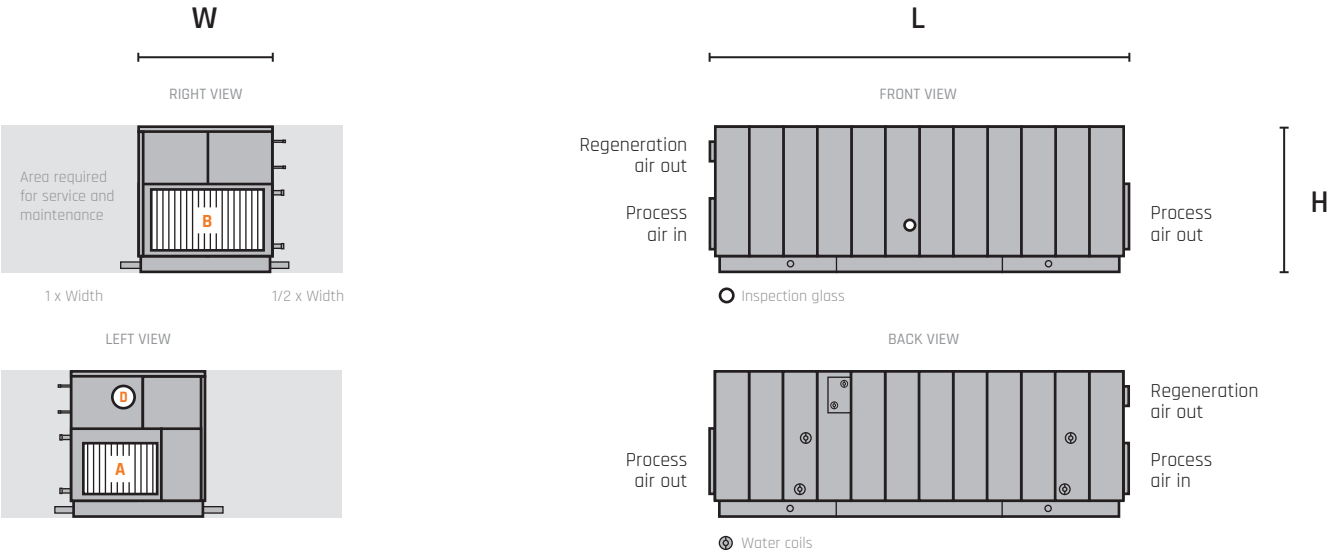
COTES EXERGIC TECHNOLOGY - SUSTAINABLE BATTERY DRY ROOMS

With Cotes Exergic Technology, you can utilize a combination of sustainable energy sources to achieve considerable energy cost savings and large carbon footprint reductions. All you need for Cotes Exergic Technology to work is hot water heated by a sustainable energy source.

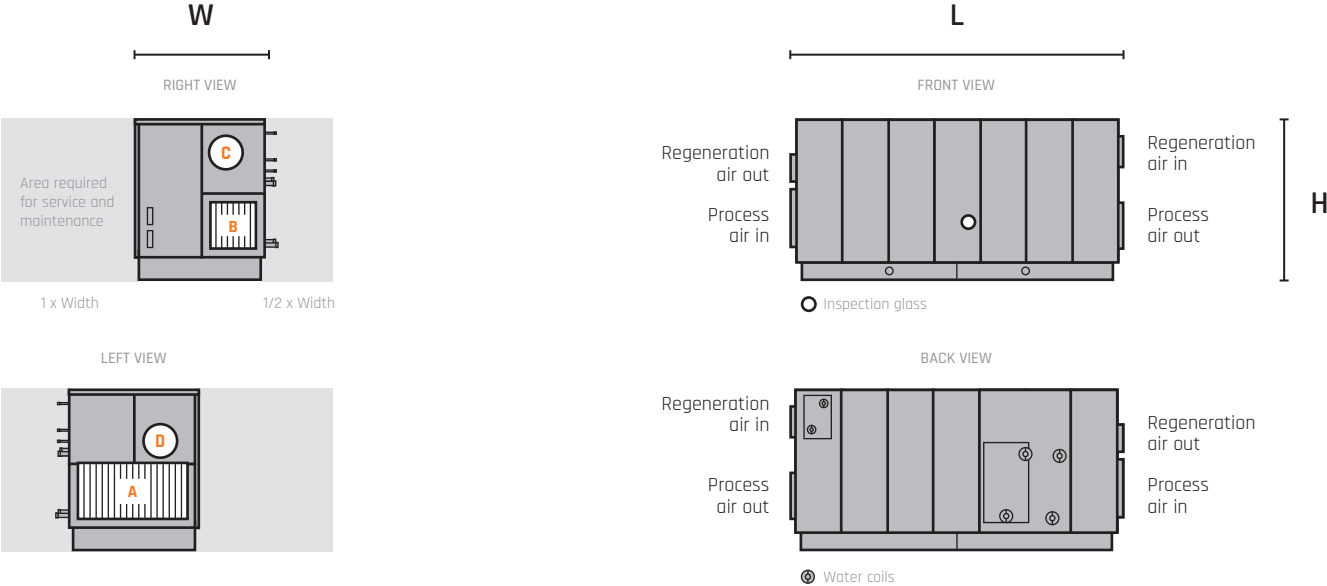
Cotes Ultradry dehumidifiers always include one intake module and one main module. The combination of which provides up to -120°C dew point.

TECHNICAL DATA

MAIN MODULE



INTAKE MODULE



COTES ULTRADRY 2-STAGE DEHUMIDIFIERS

TECHNICAL DATA

			MAIN MODULES		
			MAIN-1250 1R	MAIN-1800 1R	MAIN-1940 1R
TECHNICAL DATA					
MINIMUM AIRFLOW	m³/h		3300	6900	8000
MAXIMUM AIRFLOW	m³/h		15000	30000	34000
CONNECTED LOAD	kW		52	110	110
DIMENSIONS AND WEIGHT					
W	WIDTH	mm	1750	2450	2450
L	LENGTH	mm	6800	7400	7400
H	HEIGHT	mm	2150	2800	3100
	WEIGHT	kg	2700	4600	4800
DUCT CONNECTIONS					
A	PROCESS AIR INLET	mm	1000 x 600	1500 x 900	1500 x 900
B	PROCESS AIR OUTLET	mm	1500 x 900	2150 x 1170	2150 x 1170
D	REGENERATION AIR OUTLET	mm	Ø250	Ø400	Ø400

			INTAKE MODULES				
			INTAKE-850 1R	INTAKE-1050 1R	INTAKE-1250 1R	INTAKE-1800 1R	INTAKE-1940 1R
TECHNICAL DATA							
MINIMUM AIRFLOW	m³/h		1500	2300	3300	6900	8000
MAXIMUM AIRFLOW	m³/h		5000	9000	12000	18000	20000
CONNECTED LOAD	kW		42	80	84	92	103
DIMENSIONS AND WEIGHT							
W	WIDTH	mm	1150	1450	1750	2450	2450
L	LENGTH	mm	3700	4300	4300	4900	4900
H	HEIGHT	mm	1650	1950	2150	2650	2950
	WEIGHT	kg	1400	2000	2500	3800	4200
DUCT CONNECTIONS							
A	PROCESS AIR INLET	mm	900 x 450	1000 x 600	1495 x 795	1500 x 1100	2000 x 1000
B	PROCESS AIR OUTLET	mm	600 x 600	600 x 600	595 x 595	1000 x 1000	1000 x 1000
C	REGENERATION AIR INLET	mm	Ø250	Ø315	Ø400	Ø555	Ø555
D	REGENERATION AIR OUTLET	mm	Ø315	Ø315	Ø400	Ø500	Ø500

ADDITIONAL FUNCTIONALITIES

Louvre Damper: ON/OFF, motorized dampers

Control Cabinet: External cabinet with remote application

Air Filters (HEPA): H14 supply air filters

Distributed I/O: Junction box prepared for Modbus/Profinet communications

-60°C dew point: High performance sensors

Electric heating only: Electric heating coils for process air side

COTES ULTRADRY 3-STAGE DEHUMIDIFIERS

DATASHEET

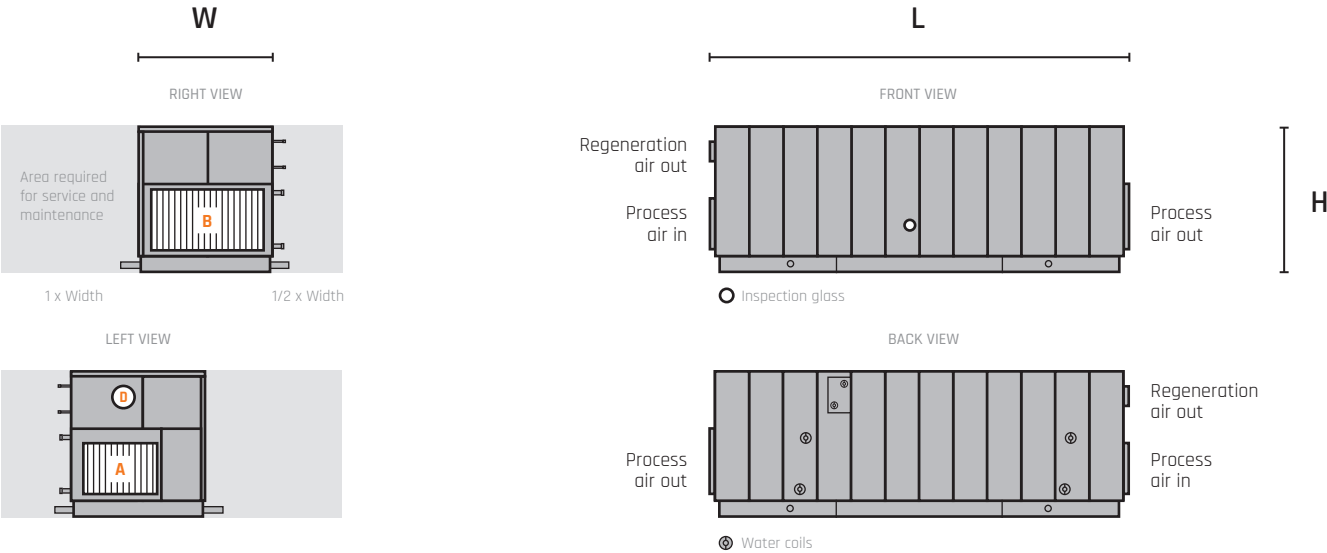
COTES EXERGIC TECHNOLOGY - SUSTAINABLE BATTERY DRY ROOMS

With Cotes Exergic Technology, you can utilize a combination of sustainable energy sources to achieve considerable energy cost savings and large carbon footprint reductions. All you need for Cotes Exergic Technology to work is hot water heated by a sustainable energy source.

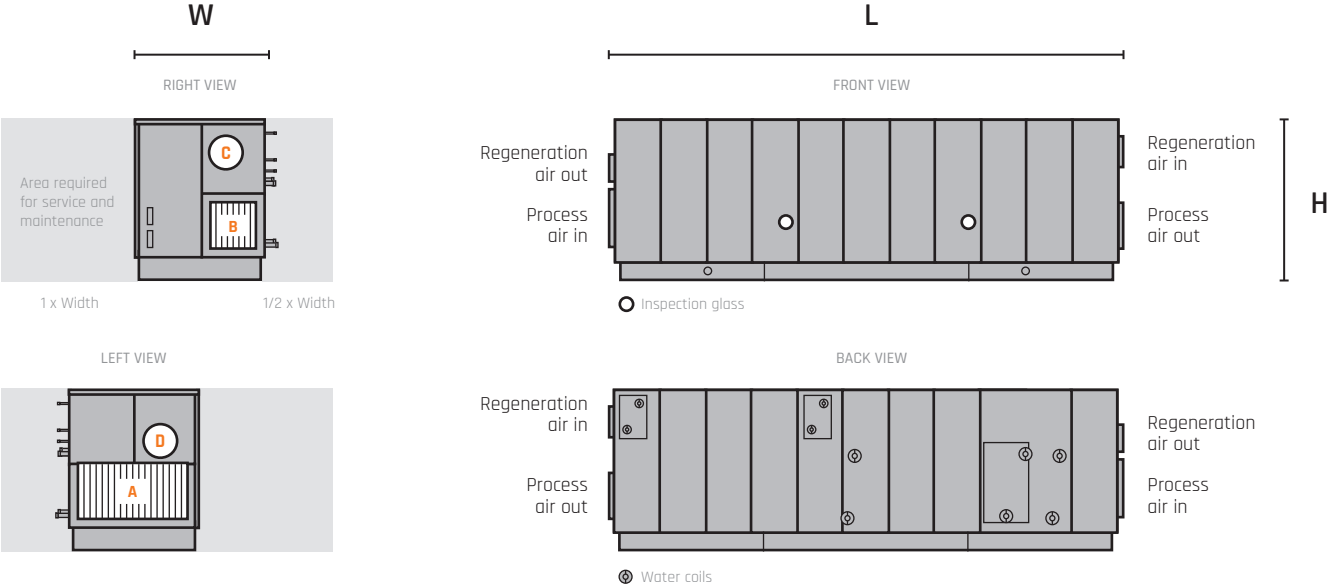
Cotes Ultradry dehumidifiers always include one intake module and one main module. The combination of which provides up to -120°C dew point.

TECHNICAL DATA

MAIN MODULE



INTAKE MODULE



COTES ULTRADRY 3-STAGE DEHUMIDIFIERS

TECHNICAL DATA

			MAIN MODULES		
			MAIN-1250 1R	MAIN-1800 1R	MAIN-1940 1R
TECHNICAL DATA					
MINIMUM AIRFLOW	m³/h		3300	6900	8000
MAXIMUM AIRFLOW	m³/h		15000	30000	34000
CONNECTED LOAD	kW		52	110	110
DIMENSIONS AND WEIGHT					
W	WIDTH	mm	1750	2450	2450
L	LENGTH	mm	6800	7400	7400
H	HEIGHT	mm	2150	2800	3100
	WEIGHT	kg	2700	4600	4800
DUCT CONNECTIONS					
A	PROCESS AIR INLET	mm	1000 x 600	1500 x 900	1500 x 900
B	PROCESS AIR OUTLET	mm	1500 x 900	2150 x 1170	2150 x 1170
D	REGENERATION AIR OUTLET	mm	Ø250	Ø400	Ø400

			INTAKE MODULES				
			INTAKE-850 2R	INTAKE-1050 2R	INTAKE-1250 2R	INTAKE-1800 2R	INTAKE-1940 2R
TECHNICAL DATA							
MINIMUM AIRFLOW	m³/h		1500	2300	3300	6900	8000
MAXIMUM AIRFLOW	m³/h		5000	9000	12000	18000	20000
CONNECTED LOAD	kW		78	152	156	164	175
DIMENSIONS AND WEIGHT							
W	WIDTH	mm	1150	1450	1750	2450	2450
L	LENGTH	mm	6200	6800	6800	7400	7400
H	HEIGHT	mm	1650	1950	2150	2650	2950
	WEIGHT	kg	2200	3000	3800	5600	6300
DUCT CONNECTIONS							
A	PROCESS AIR INLET	mm	900 x 450	1000 x 600	1495 x 795	1500 x 1100	2000 x 1000
B	PROCESS AIR OUTLET	mm	600 x 600	600 x 600	595 x 595	1000 x 1000	1000 x 1000
C	REGENERATION AIR INLET	mm	Ø250	Ø315	Ø400	Ø555	Ø555
D	REGENERATION AIR OUTLET	mm	Ø315	Ø315	Ø400	Ø500	Ø500

ADDITIONAL FUNCTIONALITIES

Louvre Damper: ON/OFF, motorized dampers

Control Cabinet: External cabinet with remote application

Air Filters (HEPA): H14 supply air filters

Distributed I/O: Junction box prepared for Modbus/Profinet communications

-60°C dew point: High performance sensors

Electric heating only: Electric heating coils for process air side