

DEHUMIDIFICATION AND VENTILATION FOR SWIMMING POOLS, INDUSTRIES, LIGHT COMMERCIAL AND CELLARS



HiDew is proud to present a huge range of dehumidifiers for industrial processes, public and private pools, with a high efficiency heat recovery and air renewal system. Every HiDew dehumidifier and recovery system has been designed to respond to an increasingly demanding market in terms of technology, reliability, design, compactness, efficiency, sound level, simplicity and installation ease.

QUALITY FOR YOUR WELLBEING



HiDew

Dehumidifiers **10th**

Wall mounted dehumidifiers



DDS

P. 4

Wall mounted dehumidifiers for technical room



DCS

P. 6

Vertical floor-standing dehumidifiers



DVS

P. 8

Horizontal dehumidifiers for ducted installation



DOS

P. 10

Dehumidifiers for industrial processes and swimming pools



ID

SP

P. 12

Dehumidifiers for industries / swimming pools with temperature control



IT

ST

P. 14

Dehumidifiers with high air renewal



SPR

P. 16

Dehumidifiers with high air renewal and temperature control



STR

P. 18

Air conditioner with heat pump water condensed



HDW

P. 20

Air conditioner for cellars



CCV

P. 22



DDS

WALL MOUNTED DEHUMIDIFIERS



DDS series dehumidifiers with advanced control are completely autonomous and are conceived for wall-mounted installation in small private swimming pools.

DDS models are thought to be installed directly in the room to be dehumidified and the pleasant design is suitable also for other environments, such as museum, archives, libraries, churches, cellars and basements.

The sober but elegant look eases the installation in public and private venues, generally characterized by a sophisticated outline. DDS dehumidifiers with advanced control are completely autonomous in managing humidity: the control on board reads the ambient humidity and activates the dehumidification process when necessary: finally, the installation of these units is particularly simple.

Technical sheet of the range		DDS										
		040	050	060	070	090	100	160	190	210	230	300
Dehumidifying capacity	L/Day	46	52	62	68	89	98	165	186	211	226	290
Refrigerant	Type	R410A	R410A	R410A	R410A	R410A	R410A	R410A	R410A	R410A	R410A	R410A
Air flow	m ³ /h	350	450	500	600	700	800	1000	1200	1500	1500	2000
Available static pressure	Pa	40	40	40	40	40	40	40	40	40	40	40
Hot water coil capacity	kW	3,7	4,5	4,8	6,1	6,8	7,5	10,1	11,5	14,5	14,5	17
Electrical heaters capacity	kW	1	1	1,5	2	3,2	3,2	4	4	7,2	7,2	7,2
Power supply	V/ph/Hz	230 / 1+N / 50						400 / 3+N / 50				
Sound level	dB(A)	43	45	46	47	48	49	51	53	54	55	57
Dimensions L x P x H	mm	850 x 280 x 780			1050 x 280 x 780			1350 x 330 x 850		1550 x 330 x 850		
Weight	kg	46	46	46	55	55	55	88	88	100	100	102

All the values refer to the following conditions: inlet air: 30°C - 80% RH; inlet/outlet water: 80/70°C



Options:

- Hot water coil with 3-ways valve
- Coils with epoxy coating
- Electrical heaters
- Modulating EC fans
- Hot gas defrost
- Silent version
- Kit for display at distance
- RS485 Serial board
- Feet kit for floor installation



DCS

WALL MOUNTED DEHUMIDIFIERS FOR TECHNICAL ROOM



HEATING



R-410A

OZONE FRIENDLY



DEHUMIDIFICATION



RS485

PROTOCOL

CONNECTION LINK



LOW NOISE



SCROLL COMP.



VARIABLE SPEED

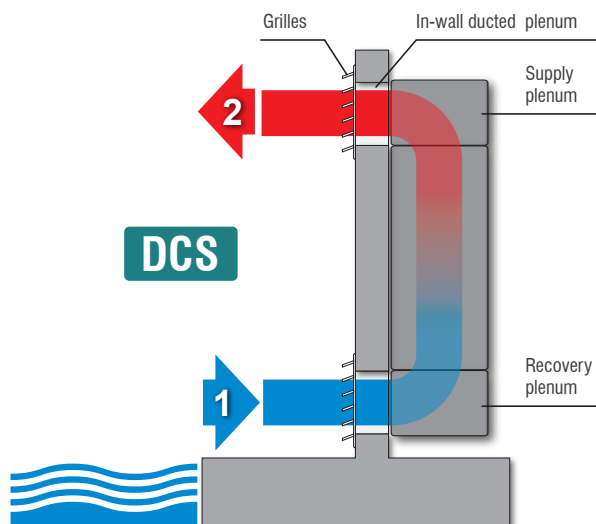
DCS series dehumidifiers with advanced control are completely autonomous and are conceived for wall-mounted installation in small private swimming pools.

DCS models are thought for the installation in a technical room adjacent to the ambience to dehumidify: in this case, the installation requires supply and recover grilles.

DCS dehumidifiers with advanced control are completely autonomous in managing humidity: the control on board reads the ambient humidity and activates the dehumidification process when necessary: finally, the installation of these units is particularly simple.

Technical sheet of the range		DCS										
		040	050	060	070	090	100	160	190	210	230	300
Dehumidifying capacity	L/Day	46	52	62	68	89	98	165	186	211	226	290
Refrigerant	Type	R410A	R410A	R410A	R410A	R410A	R410A	R410A	R410A	R410A	R410A	R410A
Air flow	m³/h	350	450	500	600	700	800	1000	1200	1500	1500	2000
Available static pressure	Pa	40	40	40	40	40	40	40	40	40	40	40
Hot water coil capacity	kW	3,7	4,5	4,8	6,1	6,8	7,5	10,1	11,5	14,5	14,5	17
Electrical heaters capacity	kW	1	1	1,5	2	3,2	3,2	4	4	7,2	7,2	7,2
Power supply	V/ph/Hz	230 / 1+N / 50						400 / 3+N / 50				
Sound level	dB(A)	43	45	46	47	48	49	51	53	54	55	57
Dimensions L x P x H	mm	803 x 257 x 764			1003 x 256 x 745			1302 x 306 x 834		1503 x 306 x 834		
Weight	kg	46	46	46	55	55	55	88	88	100	100	102

All the values refer to the following conditions: inlet air: 30°C - 80% RH; inlet/outlet water: 80/70°C



Options:

- Hot water coil with 3-ways valve
- Coils with epoxy coating
- Electrical heaters
- Modulating EC fans
- Hot gas defrost
- Silent version
- Kit for display at distance
- RS485 Serial board
- In wall ducted plenum (2 pcs)
- Supply and recovery air plenum (2 pcs)
- Supply and recovery air grilles (2 pcs)



DVS

VERTICAL FLOOR-STANDING DEHUMIDIFIERS



HEATING



R-410A

OZONE FRIENDLY



DEHUMIDIFICATION



RS485

PROTOCOL

CONNECTION LINK



LOW NOISE



SCROLL COMP

The new dehumidifiers of the range **DVS** with advanced control are completely autonomous and are conceived for a vertical installation in private swimming pools.

The attractive design is perfectly suitable also to other locations, such as museums, archives and cellars.

DVS models are thought for an installation directly in the room that needs to be dehumidified and the sober, but elegant, look eases the installation in public and private venues, generally characterized by a sophisticated design.

This series consists of 7 models, from 68 up to 230 L/day.

The DVS dehumidifiers are completely autonomous in managing humidity: the control on board reads the ambient humidity and activates the dehumidification process when necessary: finally, the installation of these units is particularly simple.

Technical sheet of the range		DVS							
		070	090	100	160	190	210	230	
Dehumidifying capacity	L/Day	67	92	99	161	182	213	225	
Refrigerant	Type	R410A	R410A	R410A	R410A	R410A	R410A	R410A	
Air flow	m³/h	600	700	800	1000	1200	1400	1400	
Available static pressure	Pa	200	175	150	100	90	40	40	
Hot water coil capacity	kW	6,1	6,8	7,5	10,4	11,9	13,3	13,3	
Electrical heaters capacity	kW	2	3	3	4	4	4	4	
Power supply	V/ph/Hz	230 / 1+N / 50				400 / 3+N / 50			
Sound level	dB(A)	46	47	48	50	52	53	54	
Dimensions L x P x H	mm	550 x 330 x 1700			750 x 330 x 1700				
Weight	kg	80	80	80	140	140	160	160	

All the values refer to the following conditions: inlet air: 30°C - 80% RH; inlet/outlet water: 80/70°C

Options:

- Hot water coil with 3-ways valve
- Coils with epoxy coating
- Electrical heaters
- Hot gas defrost
- Silent version
- Cable for display connection
- RS485 Serial board
- Display mounted on board
- Kit rectangular flange, top supply
- Kit rectangular flange, back supply

Display mounted on board



DOS

HORIZONTAL DEHUMIDIFIERS FOR DUCTED INSTALLATION



HEATING



R-410A

OZONE FRIENDLY



DEHUMIDIFICATION



RS485
PROTOCOL

CONNECTION LINK



LOW NOISE



SCROLL COMP.

The new **DOS** series dehumidifiers with advanced control are completely autonomous, and are designed for use in private swimming pools where a ducted machine for under ceiling installation is required.

DOS dehumidifiers are perfect for all wet environments such as museums, libraries, archives, cellars.

Designed for suspended ceiling installation, they can also be supplied with all the air distribution accessories such as plenums, grilles, ducts. The series consists of 7 models, from 67 up to 225 L/day.

The dehumidifiers of the DOS series are completely autonomous in the management of humidity and ambient temperature: the probes are supplied on board as standard and the control manages the compressor and the heating coil, if supplied.

The installation of these units is therefore particularly simple.

Technical sheet of the range		DOS							
		070	090	100	160	190	210	230	
Dehumidifying capacity	L/Day	67	92	99	161	182	213	225	
Refrigerant	Type	R410A	R410A	R410A	R410A	R410A	R410A	R410A	
Air flow	m ³ /h	600	700	800	1000	1200	1500	1500	
Available static pressure	Pa	200	175	150	230	200	150	150	
Hot water coil capacity	kW	6,1	6,8	7,5	10,4	11,9	13,3	13,3	
Electrical heaters capacity	kW	2	3	3	4	4	4	4	
Power supply	V/ph/Hz	230 / 1+N / 50				400 / 3+N / 50			
Sound level	dB(A)	46	47	48	50	52	53	54	
Dimensions L x P x H	mm	1105 x 800 x 410			1105 x 1050 x 510				
Weight	kg	84	84	84	147	147	168	168	

All the values refer to the following conditions: inlet air: 30°C - 80% RH; inlet/outlet water: 80/70°C

Options:

- High efficiency air filter, Class G4
- Hot water coil with 3-ways valve
- Coils with epoxy coating
- Electrical heaters
- Hot gas defrost
- Silent version
- Cable for display connection
- RS485 Serial board
- Kit supply flange for circular ducts
- Kit extraction flange for circular ducts

Display mounted on board



ID

SP

DEHUMIDIFIERS FOR SWIMMING POOLS AND INDUSTRY

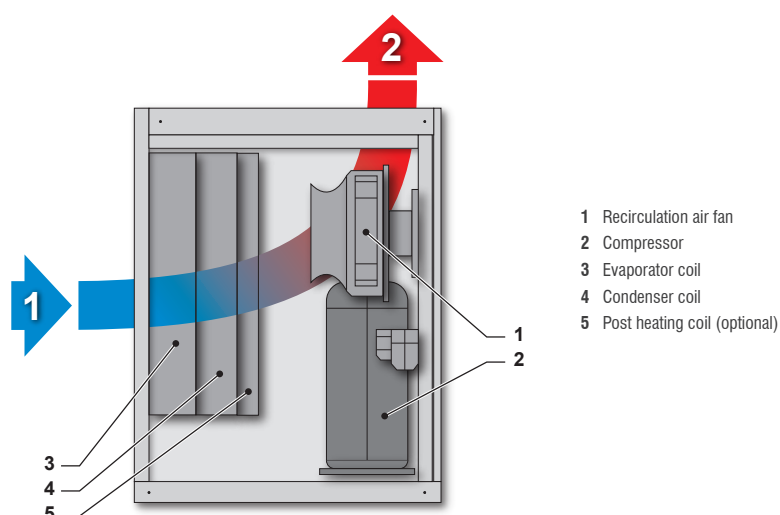


The **ID** and **SP** range dehumidifiers are designed for use in high latent load environments requiring 24hrs/day operation. They are typically installed in environments such as public and private swimming pools, dairies, basements, ironing shops, curing cellars, warehouses and wherever a lack of humidity control can damage the structure or the product.

Technical sheet of the range		ID SP									
		0100	0130	0160	0190	0210	0260	0300	0350	0450	0580
Dehumidifying capacity	L/Day	100	128	157	190	210	268	302	358	452	581
Air flow rate	m³/h	900	1200	1600	1600	2000	2800	2800	3800	4000	4800
Hot water coil capacity	kW	5,5	9,8	9,8	9,8	16,5	17	17	26,5	26,5	27
Electric power supply	V/ph/Hz	230 / 1+N / 50					400 / 3+N / 50				
Dimensions L x P x H	mm	550 x 700 x 900				850 x 700 x 900			850 x 830 x 1350		
Weight	kg	100	100	105	110	120	130	140	220	230	240

Technical sheet of the range		ID SP									
		0750	0950	1100	1400	1500	1700	1900	2200	3000	4500
Dehumidifying capacity	L/Day	760	955	1120	1380	1480	1710	1870	2180	2960	4650
Air flow rate	m³/h	7000	8200	11000	12500	13000	15000	15000	17000	25000	35000
Hot water coil capacity	kW	48	55	76	83	98	107	107	118	168	235
Electric power supply	V/ph/Hz	400 / 3+N / 50									
Dimensions L x P x H	mm	1400 x 1000 x 1350		1950 x 1000 x 1640		2500 x 1000 x 1640			3390 x 1000 x 1640		4430 x 1000 x 1640
Weight	kg	410	430	650	720	780	840	900	950	1250	1550

All the values refer to the following conditions: inlet air: 30°C - 80% RH; inlet/outlet water: 80/70°C



- 1 Recirculation air fan
- 2 Compressor
- 3 Evaporator coil
- 4 Condenser coil
- 5 Post heating coil (optional)

Options:	STANDARD CONTROL (*)	ADVANCED CONTROL
Filter holder frame for suction ducting	X	X
Mechanical hygrostat	X	--
Electronic chrono – hygrostat	X	--
Hot water coil with 3ways valve	X	X
Chilled water coil with 3ways valve	X	X
Silent version -2 dB(A)	X	X
Soft-start	X	X
Manometers	X	X
Hot gas defrost	X	X
De-superheater for swimming pool water	X	X
Centrifugal fan with high prevalence	X	X
Electronic radial fans	(**)	X
Contact for 0-10 V humidifier control	--	X
ACF - Automatic Control Flow	--	X
Clock card – time scheduling	--	INCLUDED
Dirty filters sensor	--	X
Remote user terminal including 20 m cable	--	X
TH probe for duct installation	--	X
Serial board Modbus, Lonworks, Bacnet, Konnex	--	X
Ethernet™ interface card™ (***)	--	X
Version for outdoor installation	X	X
Panels thermal insulation, thickness 20 mm	X	X
Panels thermal insulation, thickness 40 mm	X	X
Pivoting wheels	X	X
Mirror version (access on the left)	--	--



X Available.

-- Not available.

(*) Available for models up to 0950.

(**) Adjustment with potentiometer.

(***) Protocols available: SNMP v1 & v2c, BACnet / IP, BACnet Ethernet e Modbus TCP / IP.

IT **ST**

DEHUMIDIFIERS FOR INDUSTRIES / SWIMMING POOLS WITH TEMPERATURE CONTROL



- 
HEATING
- 
R-410A
OZONE FRIENDLY
- 
SCROLL COMP.
- 
ENERGY SAVING
- 
VARIABLE SPEED
- 
DEHUMIDIFICATION
- 
AIR FILTERS
- 
RS485
PROTOCOL
CONNECTION LINK

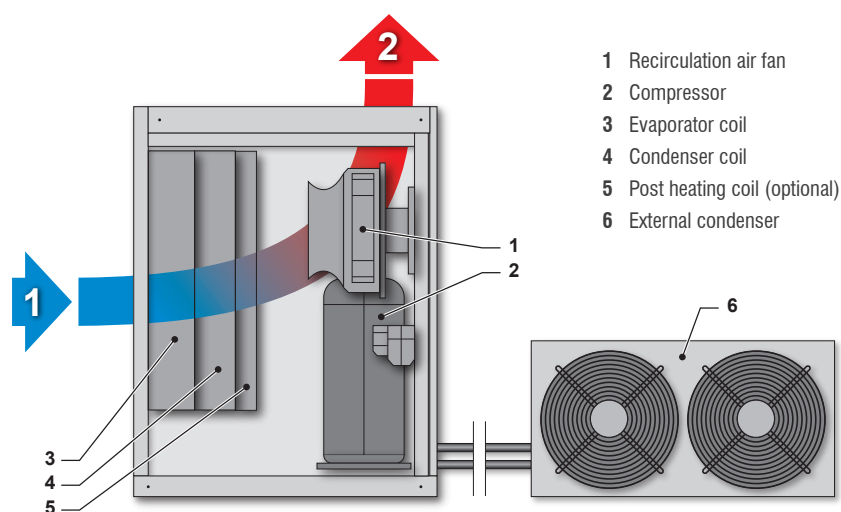
The dehumidifiers of the series **IT** and **ST** are conceived for the use in high latent load environments requiring 24hrs/day operation. Thanks to the temperature control function, with an external condenser, these units grant a full control, not only of the humidity, but also of the ambient temperature.

Therefore, these units are suitable for those applications in which the contemporary control of both parameters is required, such as swimming pools, food storage, salami and cheese seasoning processes and wherever the non-control of temperature and humidity can damage the goods.

Technical sheet of the range		IT ST									
		0100	0130	0160	0190	0210	0260	0300	0350	0450	0580
Dehumidifying capacity	L/Day	100	128	157	190	210	268	302	358	452	581
Air flow rate	m³/h	900	1200	1600	1600	2000	2800	2800	3800	4000	4800
Cooling power	kW	4,9	6,5	8	10	11	15	16	19	23	30
Hot water coil capacity	kW	5,5	9,8	9,8	9,8	16,5	17	17	26,5	26,5	27
Electric power supply	V/ph/Hz	230 / 1+N / 50					400 / 3+N / 50				
Dimensions L x P x H	mm	550 x 700 x 900				850 x 700 x 900			850 x 830 x 1350		
Weight	kg	100	100	105	110	120	130	140	220	230	240

Technical sheet of the range		IT ST									
		0750	0950	1100	1400	1500	1700	1900	2200	3000	4500
Dehumidifying capacity	L/Day	760	955	1120	1380	1480	1710	1870	2180	2960	4650
Air flow rate	m³/h	7000	8200	11000	12500	13000	15000	15000	17000	25000	35000
Cooling power	kW	38	50	56	66	75	86	96	110	148	277
Hot water coil capacity	kW	48	55	76	83	98	107	107	118	168	235
Electric power supply	V/ph/Hz	400 / 3+N / 50									
Dimensions L x P x H	mm	1400 x 1000 x 1350		1950 x 1000 x 1640		2500 x 1000 x 1640			3390 x 1000 x 1640		4430 x 1000 x 1640
Weight	kg	410	430	650	720	780	840	900	950	1250	1550

All the values refer to the following conditions: inlet air: 30°C - 80% RH; inlet/outlet water: 80/70°C; outdoor air: 30°C - 50% RH.



- 1 Recirculation air fan
- 2 Compressor
- 3 Evaporator coil
- 4 Condenser coil
- 5 Post heating coil (optional)
- 6 External condenser

Options:

	STANDARD CONTROL (*)	ADVANCED CONTROL
Filter holder frame for suction ducting	X	X
Mechanical hygrostat	X	--
Electronic chrono – hygrostat	X	--
Hot water coil with 3ways valve	X	X
Chilled water coil with 3ways valve	X	X
Silent version -2 dB(A)	X	X
Soft-start	X	X
Manometers	X	X
Hot gas defrost	X	X
De-superheater for swimming pool water	X	X
Centrifugal fan with high prevalence	X	X
Electronic radial fans	(**)	X
Contact for 0-10 V humidifier control	--	X
ACF - Automatic Control Flow	--	X
Clock card – time scheduling	--	INCLUDED
Dirty filters sensor	--	X
Remote user terminal including 20 m cable	--	X
TH probe for duct installation	--	X
Serial board Modbus, Lonworks, Bacnet, Konnex	--	X
Ethernet™ interface card™ (***)	--	X
Version for outdoor installation	X	X
Panels thermal insulation, thickness 20 mm	X	X
Panels thermal insulation, thickness 40 mm	X	X
Pivoting wheels	X	X
Mirror version (access on the left)	--	--

X Available.

-- Not available.

(*) Available for models up to 0950.

(**) Adjustment with potentiometer.

(***) Protocols available: SNMP v1 & v2c, BACnet / IP, BACnet Ethernet e Modbus TCP / IP.



SPR

SWIMMING POOL DEHUMIDIFIERS WITH ENHANCED AIR RENEWAL AND HIGH-EFFICIENCY HEAT RECOVERY SYSTEM



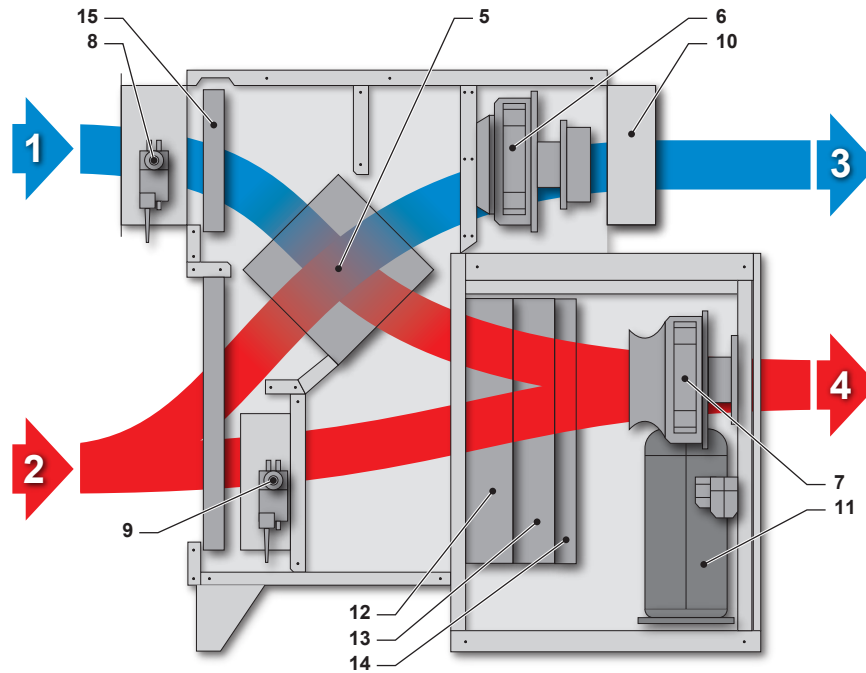
 HEAT RECOVERY
  HEATING
  R-410A OZONE FRIENDLY
  SCROLL COMP
  VARIABLE SPEED
  DEHUMIDIFICATION
  AIR FILTERS
  RS485 PROTOCOL CONNECTION LINK

The **SPR** units are ideal for swimming pools that not only require dehumidification but must also renew the indoor air without dispersing heat outdoors. Up to 80% yield is guaranteed by the high-efficiency recovery system. The SPR units represent the state-of-the-art in terms of efficiency, reliability and emitted sound power. The SPR range only uses electronic radial fans with high-energy efficiency incorporated inverter. HiDew developed a sophisticated adjustment software to adjust the SPR dehumidifiers air flow rate. This software sets, measures and controls the air flow rate, eliminating any chance of incorrectly calculating the ducts' pressure drops, thereby making dehumidifier installation and system commissioning extremely easy and quick as well as by reducing installation times and costs.

Technical sheet of the range		SPR									
		0100	0130	0160	0190	0210	0260	0300	0350	0450	0580
Dehumidifying capacity (1)	L/Day	100	128	157	190	210	268	302	358	452	581
Recirculation air flow rate	m³/h	900	1200	1600	1600	2000	2800	2800	3800	4000	4800
Fresh air flow rate	kW	0 - 900	0 - 1200	0 - 1200	0 - 1200	0 - 2000	0 - 2000	0 - 2000	0 - 2000	0 - 2000	0 - 2000
Hot water coil capacity (1)	kW	5,5	9,8	9,8	9,8	16,5	17	17	26,5	26,5	27
Heat recovery system efficiency (2)	kW	70	70	70	70	70	70	70	70	70	70
Electric power supply	V/ph/Hz	230 / 1+N / 50					400 / 3+N / 50				
Dimensions L x P x H	mm	550 x 1452 x 1320					850 x 1452 x 1320			850 x 1682 x 1769	
Weight	kg	155	155	160	165	200	210	220	250	270	300

Technical sheet of the range		SPR									
		0750	0950	1100	1400	1500	1700	1900	2200	3000	4500
Dehumidifying capacity (1)	L/Day	760	955	1120	1380	1480	1710	1870	2180	2960	4650
Recirculation air flow rate	m³/h	7000	8200	11000	12500	13000	15000	15000	17000	20000	35000
Fresh air flow rate	kW	0 - 6000	0 - 6000	0 - 11000	0 - 12500	0 - 13000	0 - 15000	0 - 15000	0 - 17000	0 - 20000	277
Hot water coil capacity (1)	kW	48	55	76	83	98	107	107	118	168	
Heat recovery system efficiency (2)	kW	70	70	70	70	70	70	70	70	70	235
Electric power supply	V/ph/Hz	400 / 3+N / 50									
Dimensions L x P x H	mm	1400 x 2331 x 1950		2700 x 1950 x 2340		2500 x 2505 x 2380			2500 x 3390 x 2380		2500 x 4430 x 2380
Weight	kg	710	730	870	1060	1280	1280	1290	1290	1680	2100

(1) Inlet air: 30°C - 80% RH; inlet/outlet water: 80/70°C; 100% recirculation. (2) Indoor air: 26°C - 60% RH; outdoor air: -5°C - 80% RH.



- | | |
|--|------------------------------------|
| 1 Inlet fresh outdoor air flow | 9 Calibration damper |
| 2 Indoor recirculation air flow | 10 Discharged air gravity damper |
| 3 Expelled outdoors air flow | 11 Compressor |
| 4 Supply air flow indoors | 12 Evaporator coil |
| 5 High-efficiency crossed flows heat recovery system | 13 Condenser coil |
| 6 Exhaust air exhaust fan | 14 Reheat coil (optional) |
| 7 Recirculation air fan | 15 Outdoor fresh air filter |
| 8 Outdoor air damper | 16 Indoor recirculation air filter |

Options:

- High efficiency air filters
- Hot water coil with 3-ways valve
- Chilled water coil with 3-ways valve
- Free cooling
- Silent version -2 dB(A)
- Soft-start
- Manometers
- Hot gas defrost
- Contact for 0-10 V humidifier control
- De-superheater for swimming pool water
- ACF - Automatic Control Flow
- Clock card – time scheduling
- Dirty filters sensor
- Remote user terminal including 20 m cable
- TH probe for duct installation
- Serial board Modbus, Lonworks, Bacnet, Konnex, Ethernet™
- External version (outside temperature down to -10°C)
- Panels thermal insulation, thickness 20 mm or 40 mm



STR

DEHUMIDIFIERS WITH HIGH AIR RENEWAL AND TEMPERATURE CONTROL









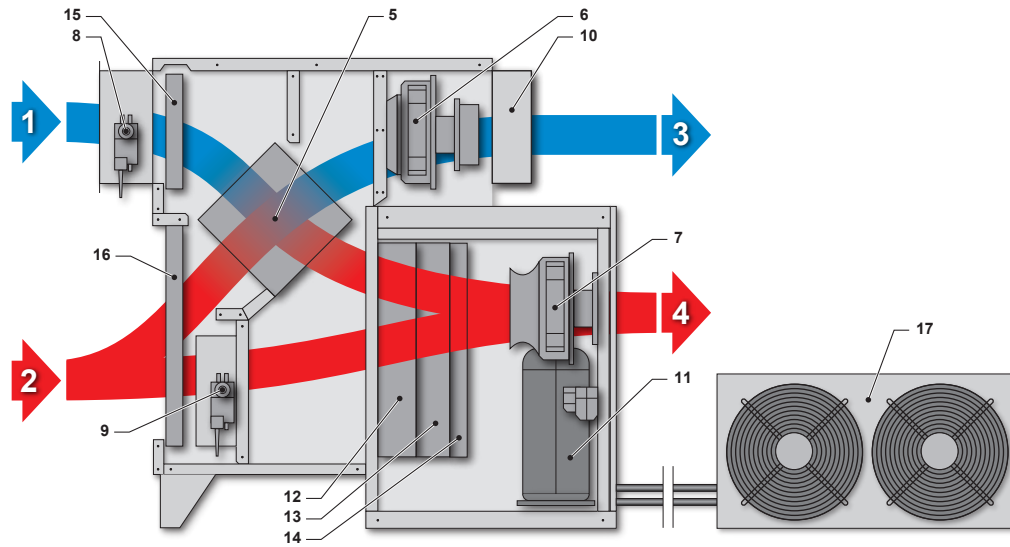



The **STR** models are the ideal units for industries and swimming pools that require not only dehumidification, but also a high air renewal, without dispersing the internal heat outdoors, and the temperature control. With an efficiency of the recovery up to 80%, these units represent the state-of-art in terms of efficiency, reliability and emitted sound power. The STR range only uses electronic radial fans with high-energy efficiency inverter integrated. Thanks to the temperature control function, with an external condenser, these units grant a full control, not only of the humidity, but also of the ambient temperature. Therefore, these units are suitable for those applications in which the contemporary control of both the parameters is required. Moreover, thanks to a sophisticated software, developed in HIDEW, the air flow can be set, measured and controlled: it eliminates any chance of incorrect calculation of load losses. Finally, the installation and the first start of these units result simple, quick and cheap.

Technical sheet of the range		STR									
		0100	0130	0160	0190	0210	0260	0300	0350	0450	0580
Dehumidifying capacity (1)	L/Day	100	128	157	190	210	268	302	358	452	581
Recirculation air flow rate	m³/h	900	1200	1600	1600	2000	2800	2800	3800	4000	4800
Fresh air flow rate	kW	0 - 900	0 - 1200	0 - 1200	0 - 1200	0 - 2000	0 - 2000	0 - 2000	0 - 2000	0 - 2000	0 - 2000
Hot water coil capacity (1)	kW	5,5	9,8	9,8	9,8	16,5	17	17	26,5	26,5	27
Heat recovery system efficiency (2)	kW	70	70	70	70	70	70	70	70	70	70
Electric power supply	V/ph/Hz	230 / 1+N / 50					400 / 3+N / 50				
Dimensions L x P x H	mm	550 x 1452 x 1320				850 x 1452 x 1320			850 x 1682 x 1769		
Weight	kg	155	155	160	165	200	210	220	250	270	300

Technical sheet of the range		STR									
		0750	0950	1100	1400	1500	1700	1900	2200	3000	4500
Dehumidifying capacity (1)	L/Day	760	955	1120	1380	1480	1710	1870	2180	2960	4650
Recirculation air flow rate	m³/h	7000	8200	11000	12500	13000	15000	15000	17000	20000	35000
Fresh air flow rate	kW	0 - 6000	0 - 6000	0 - 11000	0 - 12500	0 - 13000	0 - 15000	0 - 15000	0 - 17000	0 - 20000	277
Hot water coil capacity (1)	kW	48	55	76	83	98	107	107	118	168	
Heat recovery system efficiency (2)	kW	70	70	70	70	70	70	70	70	70	235
Electric power supply	V/ph/Hz	400 / 3+N / 50									
Dimensions L x P x H	mm	1400 x 2331 x 1950		2700 x 1950 x 2340		2500 x 2505 x 2380			2500 x 3390 x 2380		2500 x 4430 x 2380
Weight	kg	710	730	870	1060	1280	1280	1290	1290	1680	2100

(1) Inlet air: 30°C - 80% RH; inlet/outlet water: 80/70°C; outdoor air: 30°C - 50% RH; 100% recirculation.
 (2) Indoor air: 26°C - 60% RH; outdoor air: -5°C - 80% RH.



- | | | |
|--|----------------------------------|------------------------------------|
| 1 Inlet fresh outdoor air flow | 7 Recirculation air fan | 13 Condenser coil |
| 2 Indoor recirculation air flow | 8 Outdoor air damper | 14 Reheat coil (optional) |
| 3 Expelled outdoors air flow | 9 Calibration damper | 15 Outdoor fresh air filter |
| 4 Supply air flow indoors | 10 Discharged air gravity damper | 16 Indoor recirculation air filter |
| 5 High-efficiency crossed flows heat recovery system | 11 Compressor | 17 External condenser |
| 6 Exhaust air exhaust fan | 12 Evaporator coil | |

Options:

- High efficiency air filters
- Hot water coil with 3-ways valve
- Chilled water coil with 3-ways valve
- Free cooling
- Silent version -2 dB(A)
- Soft-start
- Manometers
- Hot gas defrost
- Contact for 0-10 V humidifier control
- De-superheater for swimming pool water
- ACF - Automatic Control Flow
- Clock card – time scheduling
- Dirty filters sensor
- Remote user terminal including 20 m cable
- TH probe for duct installation
- Serial board Modbus, Lonworks, Bacnet, Konnex, Ethernet™
- External version (outside temperature down to -10°C)
- Panels thermal insulation, thickness 20 mm or 40 mm



HDW

**AIR CONDITIONER WITH
HEAT PUMP WATER CONDENSED**



The range of **HDW** air conditioner with heat pump water condensed, are conceived for ambiances that need a conditioning by heating and/or cooling 24hrs/day. They are typically installed in offices, but the technical characteristics make them perfect also for other ambiances, such as museum, libraries, archives, places of religious worship, warehouses, cellars and other places that require a controlled air conditioning, in order to grant the comfort.

The air conditioners with heat pump water condensed, are completely autonomous and, by standard, they are supplied with temperature probes.

Their simple installation requires a condensate drain, water (also from geothermal source) and power supply.

The top-quality refrigeration, hydraulic, aeraulic and electric components, make HDW units the state of the art air conditioners in terms of efficiency and reliability.

HiDew HDW air conditioners have been designed to make the ordinary and extraordinary maintenance easy and quick.

The HDW range consists of 3 models, with air flows from 400 to 650 m³/h.

Technical sheet of the range

		HDW 030	HDW 040	HDW 050	HDW 065
Summer total cooling power (1)	kW	2,0	2,3	2,9	3,9
Absorbed power compressor in summer (1)	kW	0,5	0,6	0,75	1,0
COP summer		4	3,8	3,8	3,9
EER summer		3,5	3,3	3,4	3,2
Winter heating power (2)	kW	2,4	2,6	3,3	4,4
Absorbed power compressor in winter (2)	kW	0,6	0,7	0,9	1,1
COP winter		4	3,7	3,6	4,0
EER winter		3,6	3,3	3,3	3,4
Sound pressure level	dB	48	48	49	51
Nominal air flow	m ³ /h	350	450	550	650
Electric power supply	V/ph/Hz	230 / 1+N / 50			
Rotary compressor	N°	1	1	1	1
Steps / Circuits	N°	1 / 1	1 / 1	1 / 1	1 / 1
Minimum water flow to the plate exchanger	min	4,8	5,1	6,6	9,0
Water load losses	kPa	22	22	30	28
Functioning limitations air in summer	°C	Min 20 °C / Max 35 °C			
Functioning limitations air in winter	°C	Min 15 °C / Max 28 °C			
Functioning limitations water in summer	°C	Min 15 °C / Max 40 °C			
Functioning limitations water in winter	°C	Min 10 °C / Max 25 °C			
Dimensions L x P x H		1050 x 280 x 720	1050 x 280 x 720	1050 x 280 x 720	1250 x 280 x 720
Weight	kg	44	45	3,0	60

(1) Inlet air: 27°C - 50% RH; inlet water: 30°C. (2) Inlet air: 20°C; inlet water: 15°C.

Options:

- RS 485 serial board
- Water filter



CCV

AIR CONDITIONER FOR CELLARS

The air conditioners **CCV - CCA - CCW** have been especially developed to keep the indoor temperature and humidity in a really close range; the typical applications are wine rooms, laboratories, IT. The nice and compact design can match all the requirements in terms of space saving, easy installation and aesthetic result. The unit is monobloc (CCV, CCW); CCA has an additional remote condenser for outdoor installation.

Working models:

- Heating
- Cooling
- Humidification
- Dehumidification



HEATING



COOLING



R-410A

OZONE FRIENDLY



DEHUMIDIFICATION



RS485

PROTOCOL

CONNECTION LINK



LOW NOISE

Focus on technology:

- Electrical heating
- Refrigerant cooling circuit
- Sunked electrodes humidifier
- Recirculation fan: electronic radial with brushless motor and inverter, that can be modulated from 0 up to 100%
- Condensation fan: electronic radial with brushless motor and inverter, that can be modulated from 0 up to 100% (CCV and CCA models)
- Modulating water valve (CCW model) + modulation condensing control
- Temperature and humidity probe on board with close tolerance +/- 0,5%
- Advanced and programmable control with available remote display
- Water sanitization system
- Time-bands program
- Access and unit maintenance from the front

Advantages:

- Monobloc extremely compact unit
- Nice design
- Connection with the aeraulic system compatible with the new HiDew air distribution devices
- Short installation time
- No needs for refrigerant technician neither for refrigerant gas empty or fill in operations (CCV and CCW models)
- The risk of installation faults is extremely reduced, that is the long term reliability and low energy cost will be assured
- Circular connections nr° 6 x 160 mm (CCV model)
- Circular connections nr° 2 x 160 mm (CCA and CCW models)

The range of air conditioners for cellars has been extended adding to the existing monobloc air-cooled unit “CCV”, the “CCA” split air-to-air version with remote air condenser for outdoor installation and the “CCW” water-to-air monobloc version.

Summarizing the 3 versions are:

- **CCV 0450** = Air-to-air, monobloc, 4 connections for fresh air duct, d. 160 mm.
- **CCA 0450** = Air-to-air, split, outdoor condenser with refrigerant connections.
- **CCW 0450** = Water-to-air, monobloc.

Technical sheet of the range

		CCV 0450	CCA 0450	CCW 0450
Cooling power	Watt	2150	2200	2250
Air flow	m³/h	Variable from 350 to 450		
Available static pressure	Pa	180	180	180
Available static pressure (condenser side)	Pa	150	220	-
Electric heater	Watt	1500	1500	1500
Maximum power consumption (without options)	Watt	1400	1400	1230
Power consumption, including electric heater	Watt	3000	3000	2830
Dimensions L x P x H	mm	650 x 450 x 1645		
Refrigerant	Type	R 410 A	R 410 A	R 410 A
Electric power supply	V/ph/Hz	230 / 1+N / 50		
Inside operating limits	°C	from +15 to +30		
Suggested inside temperature conditions	°C	from +18 to +20		
Outside operating limits - Temperature	°C	from -5 to +35		
Outside operating limits - Humidity	%RH	< 95 to 40 °C		

All the values refer to the following conditions: indoor air: 18°C - 80% RH; outdoor air: 30°C - 50% RH (CCV, CCA); inlet water: 25°C (CCW)

Options:

- Steam humidifier
- Electrical heater
- RS485 Serial board
- Silent version
- F6 high efficiency filter, inside air
- Air suction from the rear
- Kit air connection for fresh air duct (only CCV)
(composed by air duct 10 m, Ø 160 mm and n° 4 wall flanges)



HiDew
Dehumidifiers 10th

HiDew S.r.l.

Headquarter : Via dell'Artigianato, 5 35026 Conselve (PD) - Italy
Phone: +39 049 9502511

Registered Office : Viale Spagna, 31/33 35020 Tribano (PD) - Italy
Phone: +39 049 9588511 Fax: +39 049 9588522

www.hidew.it info@hidew.it

HD-I5EN-2021

MADE IN ITALY



HiDew S.r.l. reserves the right to change the specifications and other information contained herein without notice. No part of this publication may be reproduced without the prior written permission of HiDew S.r.l.